

## TUNG-SOL

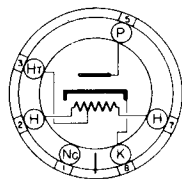
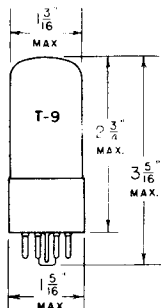
HALF WAVE  
HIGH VACUUM RECTIFIER

UNIPOTENTIAL CATHODE

HEATER  
35.0 VOLTS 0.150 AMPERE

AC OR DC  
WITHOUT PANEL LAMP

GLASS BULB



6AD-0-0

INTERMEDIATE 6 PIN OCTAL BASE

THE TUNG-SOL 35Z5GT/G IS DESIGNED FOR USE AS A RECTIFIER IN AC-DC RECEIVERS. IT FEATURES A 35 V. 150 MA. HEATER HAVING A TAP BROUGHT OUT SO THAT, WITH PROPER EXTERNAL CONNECTIONS, THE TAPPED SECTION OF THE HEATER SERVES AS A BALLAST RESISTOR FOR A PANEL LAMP. IT IS RECOMMENDED THAT THE PLATE CURRENT OF THE RECTIFIER BE PASSED THROUGH THE PANEL LAMP AND THE TAPPED SECTION OF THE HEATER, WHICH IS ACCOMPLISHED BY CONNECTING THE PLATE OF THE RECTIFIER TO THE TAP ON THE HEATER.

## RATINGS

MAXIMUM AC PLATE VOLTAGE (RMS)	235	VOLTS
MAXIMUM PEAK INVERSE VOLTAGE	700	VOLTS
MAXIMUM DC HEATER TO CATHODE POTENTIAL	350	VOLTS
MAXIMUM STEADY STATE PEAK PLATE CURRENT	600	MA.
MAXIMUM DC OUTPUT CURRENT:		
NO PANEL LAMP	100	MA.
WITH PANEL LAMP AND SHUNTING RESISTOR	90	MA.
WITH PANEL LAMP AND NO SHUNTING RESISTOR	60	MA.
MAXIMUM VALUE OF PANEL LAMP SHUNTING RESISTOR:		
FOR 70 MA. DC OUTPUT CURRENT	800	OHMS
FOR 80 MA. DC OUTPUT CURRENT	400	OHMS
FOR 90 MA. DC OUTPUT CURRENT	250	OHMS
TAPPED HEATER SECTION VOLTAGE (BETWEEN #2 AND #3)	7.5	VOLTS
WITH 150 MA. FLOWING BETWEEN PINS #2 AND #7		
MAXIMUM VOLTAGE ACROSS TAPPED HEATER SECTION	15.0	VOLTS
WHEN PANEL LAMP FAILS (RMS)		
TUBE VOLTAGE DROP AT 200 MA. DC	18	VOLTS

CONTINUED NEXT PAGE

## TUNG-SOL

## TYPICAL OPERATING CONDITIONS AND CHARACTERISTICS

## WITH #40 OR #47 PANEL LAMP

HEATER VOLTAGE (BETWEEN PINS #2 AND #7)	32	32	32	32	32	VOLTS
HEATER CURRENT (BETWEEN PINS #3 AND #7)	.150	.150	.150	.150	.150	AMPERE
VOLTAGE ACROSS TAPPED SECTION OF HEATER (PINS #2 AND #3)	5.5	5.5	5.5	5.5	5.5	VOLTS
AC PLATE VOLTAGE (RMS)	117	117	117	117	235	VOLTS
DC OUTPUT CURRENT	60	70	80	90	60	MA.
MINIMUM EFFECTIVE PLATE SUPPLY IMPEDANCE	15	15	15	15	100	OHMS
PANEL LAMP SHUNT RESISTANCE	-	300	150	100	-	OHMS

## WITHOUT PANEL LAMP

HEATER VOLTAGE (BETWEEN PINS #2 AND #7)	35.0	35.0	VOLTS
HEATER CURRENT (BETWEEN PINS #3 AND #7)	.150	.150	AMPERE
VOLTAGE ACROSS TAPPED SECTION OF HEATER (PINS #2 AND #3)	7.5	7.5	VOLTS
AC PLATE VOLTAGE (RMS)	235	117	VOLTS
DC OUTPUT CURRENT	100	100	MA.
MINIMUM EFFECTIVE PLATE SUPPLY IMPEDANCE	100	15	OHMS

<sup>A</sup> WHEN FILTER CONDENSERS LARGER THAN 40 UFDS. ARE USED, IT MAY BE NECESSARY TO ADD ADDITIONAL PLATE SUPPLY IMPEDANCE.

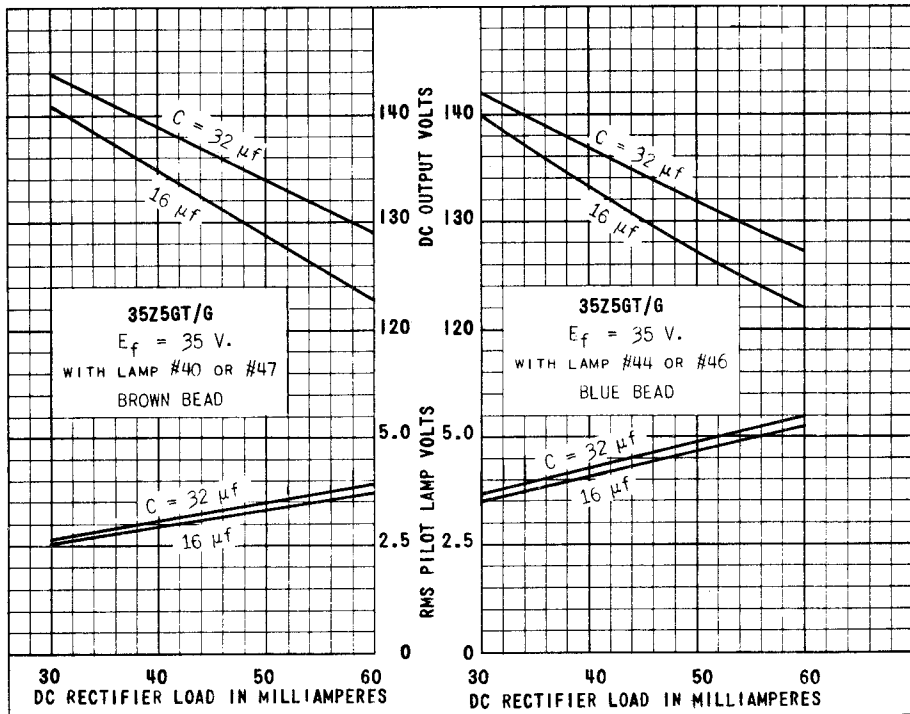
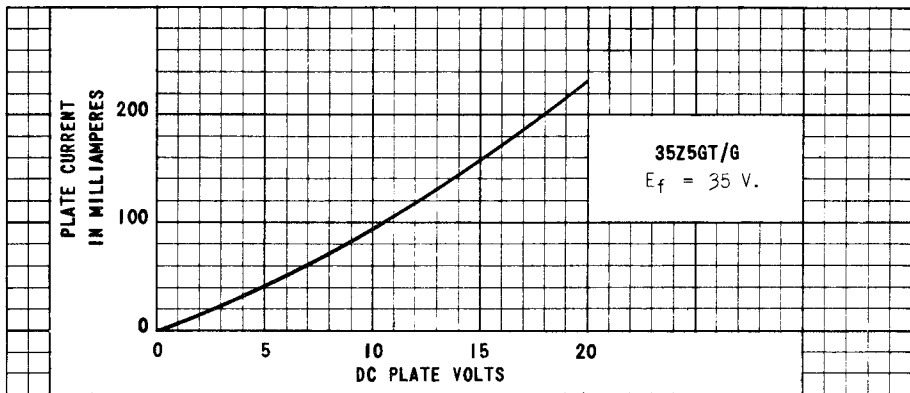
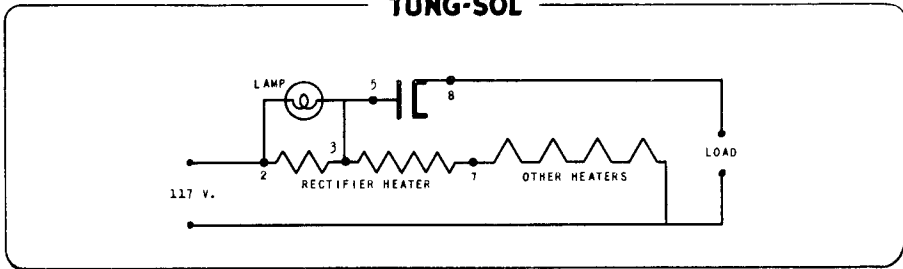
THE DROP ACROSS THE SERIES RESISTANCE, IF ANY, AND ALL HEATERS SHOULD TOTAL 117 V. AT 0.15 AMPERE.

VOLTAGES SHOULD NOT BE APPLIED TO THE SOCKET WHEN TUBES ARE INSTALLED OR REMOVED.

FOR "INTERPRETATION OF RATINGS" REFER TO FRONT OF BOOK.

CONTINUED NEXT PAGE

TUNG-SOL



PRINTED IN U. S. A.

PLATE  
1186-1  
FEB. 28  
1942