

PHILIPS

1E3

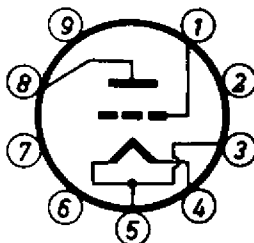
U.H.F. TRIODE FOR TRANSMITTING AND RECEIVING PURPOSES

Physical Specifications

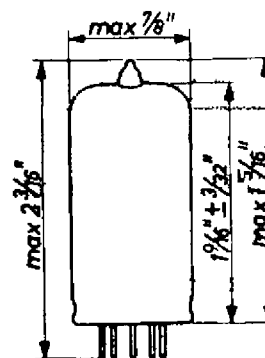
Filament	Coated
Base	Small button noval 9-pin
Bulb	T6 $\frac{1}{2}$
Maximum overall length	2 $\frac{3}{16}$ "
Maximum seated height	1 $\frac{15}{16}$ "
Bulb length excluding tip	1 $\frac{9}{16}$ " \pm $\frac{3}{32}$ "
Maximum diameter	$\frac{7}{8}$ "
Mounting position	any
Basing connections - JETEC	
basing designation	9BG

- Pin 1 - grid
- Pin 2 - not connected
- Pin 3 - filament (-)
- Pin 4 - filament (+)
- Pin 5 - filament (-)
- Pin 6 - not connected
- Pin 7 - not connected
- Pin 8 - plate
- Pin 9 - not connected

Bottom view of base



Tube outline



General Electrical Data

Filament data

Filament voltage	1.25 volts
Filament current	0.22 amp.

Direct Interelectrode Capacitances

Grid to all other elements except plate	1.25 $\mu\mu\text{F}$
Plate to all other elements except grid	0.75 $\mu\mu\text{F}$
Plate to grid	1.5 $\mu\mu\text{F}$

1E3**PHILIPS**Ratings (Design center values)

Plate voltage	max. 150 volts
Plate dissipation	max. 3 watts
Cathode current	max. 20 ma ¹⁾
Grid current	max. 5 ma
Grid current starting point.	
Grid voltage when grid current = +0.3 μ amp	max. -0.2 volt
Grid circuit resistance	1 megohm
Filament voltage	max. 1.55 volts min. 0.9 volt ²⁾

Typical Characteristics

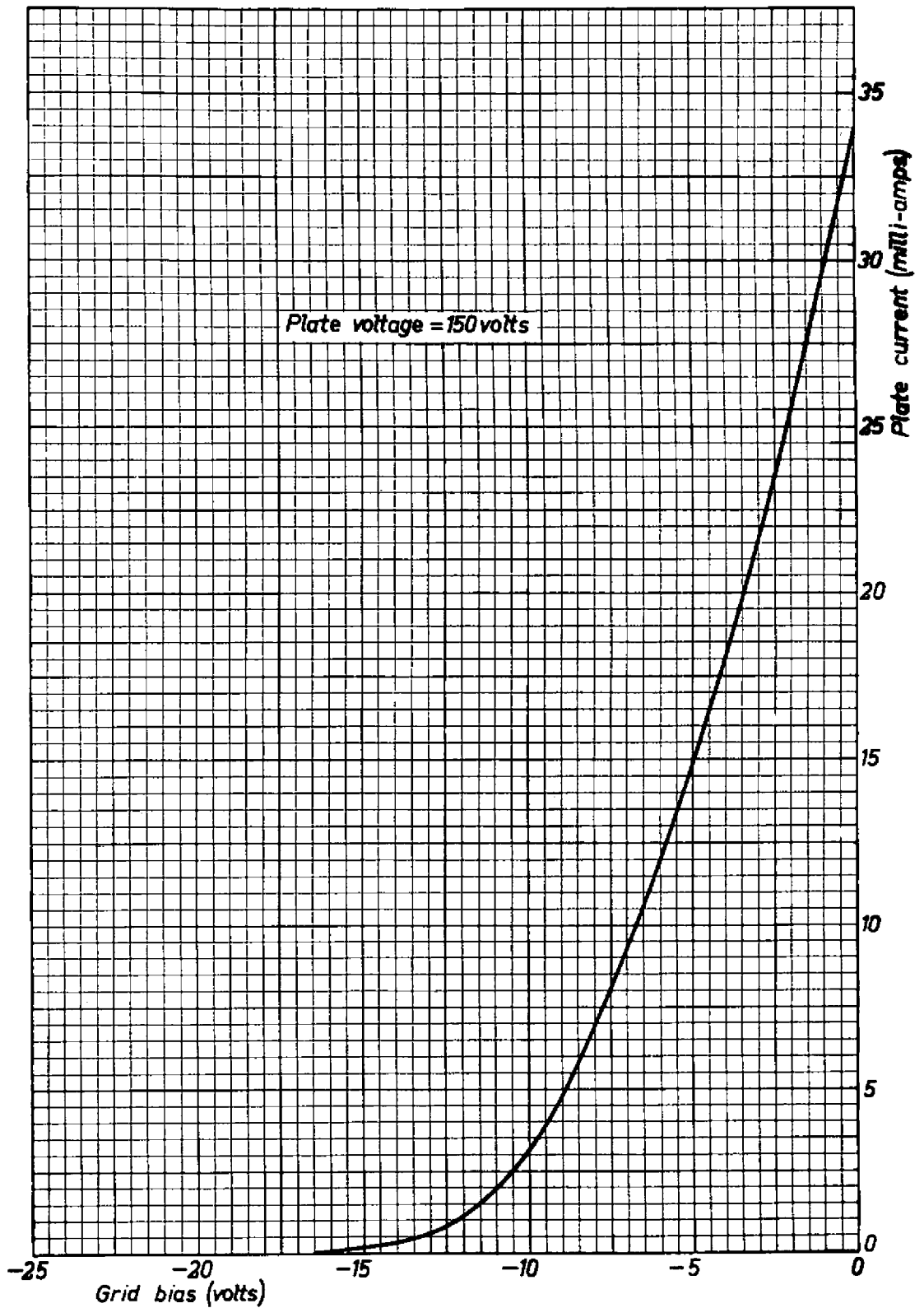
Plate voltage	150 volts
Grid voltage	-3.5 volts
Plate current	20 ma ¹⁾
Transconductance	3500 micromhos
Amplification factor	14

Operating characteristics for use as oscillator

Plate voltage	150 volts
Cathode current	20 ma ¹⁾
Grid current	1.5 ma
Frequency	470 megacycles per second
Output	0.45 watt

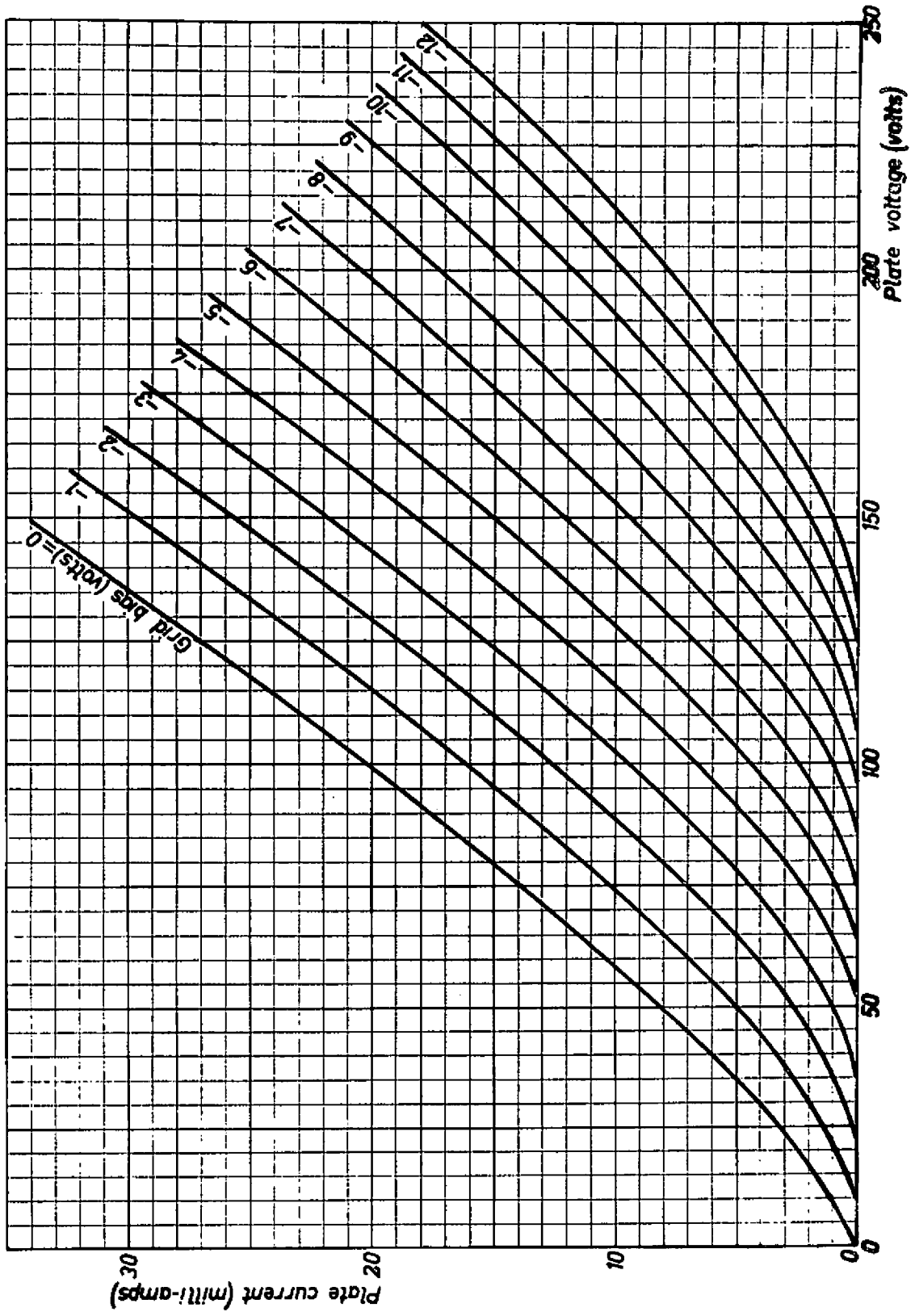
¹⁾ Absolute maximum which must never be exceeded.
When operating the tube at this cathode current
the filament voltage must be at least 1.1 volts.

²⁾ See footnote ¹⁾



1E3

PHILIPS



PHILIPS

1E3

