

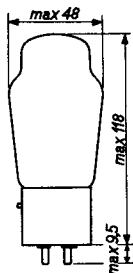
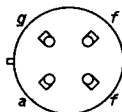
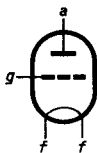
"Miniwatt"

4617

TRIODE for use in telephone equipment
TRIODE pour utilisation en équipement téléphonique
TRIODE zur Verwendung in Telephon-Anlagen

Heating : direct by D.C.;
series or parallel supply
Chauffage: direct par C.C.; $V_f = 4,0$ V
alimentation en série ou $I_f = 0,25$ A
en parallèle
Heizung : direkt durch Gleichstrom;
Serien- oder Parallelspeisung

Dimensions in mm
Dimensions en mm
Abmessungen in mm



Capacitances
Capacités
Kapazitäten

$C_a = 3,0$ pF
 $C_g = 4,2$ pF
 $C_{ag} = 6,0$ pF

Typical characteristics
Caractéristiques typiques
Kenndaten

$V_a = 130$ V
 $V_g = -8$ V
 $I_a = 25$ mA
 $S = 3$ mA/V
 $\mu = 6,6$ -
 $R_i = 2,2$ k Ω

4617*"Miniwatt"*

Operating conditions for use as pre-amplifier
 Caractéristiques d'utilisation comme préamplificatrice
 Betriebsdaten zur Verwendung als Vorverstärker

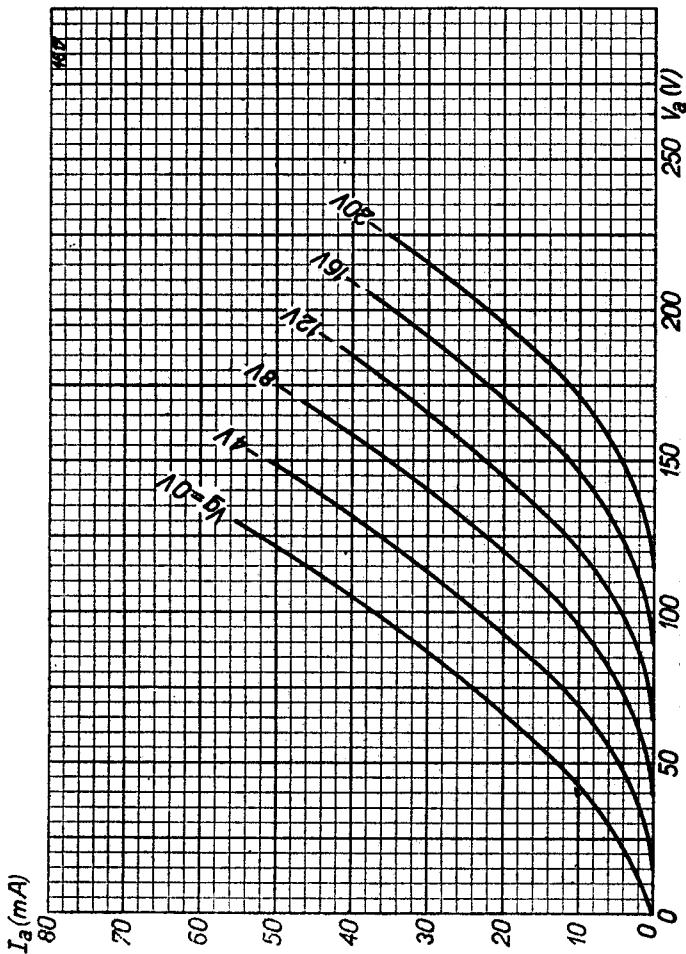
V_a	=	130	V
V_g	=	-8	V
R_a	=	2,2	k Ω
I_a	=	25	mA
$\frac{V_o}{V_i}$	=	1,1	Np

Operating conditions for use as output valve
 Caractéristiques d'utilisation comme tube de sortie
 Betriebsdaten zur Verwendung als Endröhre

V_a	=	130	V
V_g	=	-8	V
R_a	=	2,2	k Ω
I_a	=	25	mA
W_o	=	0,2	W
d_{tot}	<	10	%

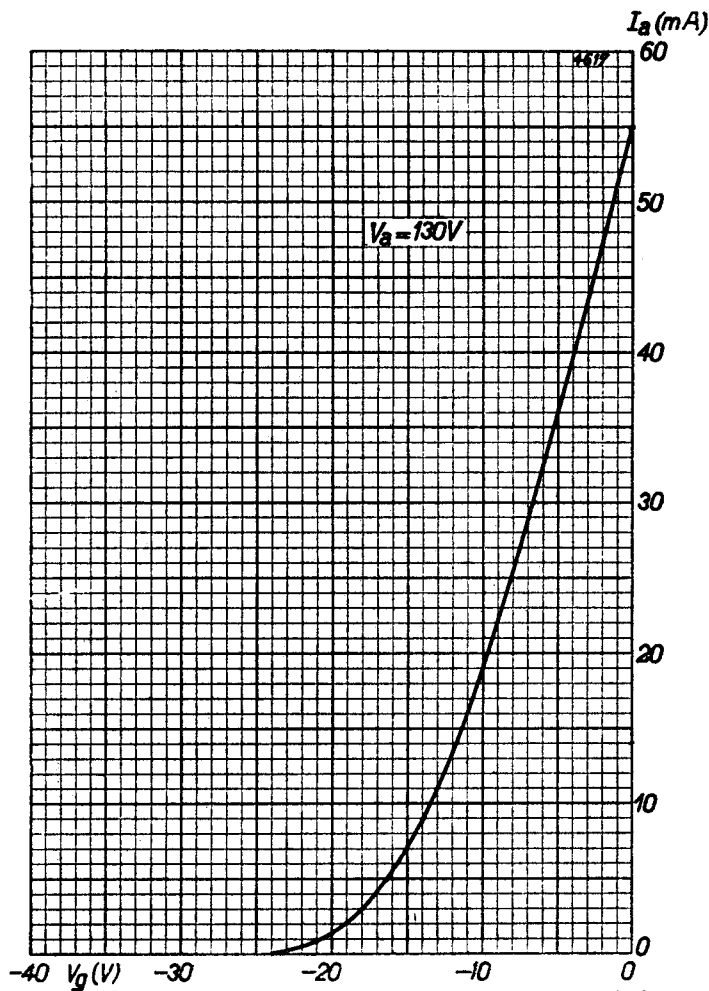
Limiting values
 Caractéristiques limites
 Grenzdaten

V_{a_0}	= max.	300	V
V_a	= max.	150	V
W_a	= max.	3,3	W
I_k	= max.	31	mA
V_g ($I_g = -0,3 \mu A$)	= max.	-0,5	V
R_g	= max.	1	M Ω



4617

Miniwatt



53748

PHILIPS



*Electronic
Tube*

HANDBOOK

	4617	
page	sheet	date
1	1	1949.05.05
2	2	1949.05.05
3	3	1948.05.01
4	4	1948.05.01
5	FP	1999.06.06