

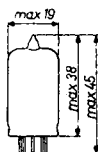
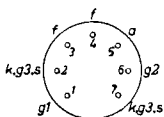
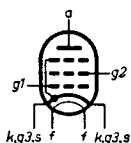
PENTODE for use as H.F. amplifier  
 PENTHODE pour utilisation en amplificatrice H.F.  
 PENTHODE zur Verwendung als H.F.Verstärker

Heating: indirect by A.C. or D.C.;  
 parallel supply  
 Chauffage: indirect par C.A. ou C.C.;  $V_f = 6,3$  V  
 alimentation en parallèle  $I_f = 0,175$  A  
 Heizung: indirekt durch Wechsel-  
 oder Gleichstrom: Parallel-  
 speisung

Dimensions in mm  
 Dimensions en mm  
 Abmessungen in mm

Base  
 Culot  
 Sockel

Miniature



Capacitances (with external shield)  
 Capacités (avec blindage extérieur)  
 Kapazitäten (mit äußerer  
 Abschirmung)

$C_{g1} < 0,02$  pF  
 $C_a = 2,8$  pF  
 $C_{g1} = 4,0$  pF

Typical characteristics  
 Caractéristiques types  
 Kenndaten

$V_a$	=	120	180 V
$V_{g2}$	=	120	120 V
$R_k$	=	200	200 $\Omega$
$I_a$	=	7,5	7,7 mA
$I_{g2}$	=	2,5	2,4 mA
S	=	5,0	5,1 mA/V
$R_i$	=	0,34	0,69 M $\Omega$
$R_{eq}$	=	2	2 k $\Omega$
$r_{g1}$ (50 Mc/s)	=	25	25 k $\Omega$

Limiting values  
Caractéristiques limites  
Grenzdaten

$V_{ao}$  = max. 300 V

$V_a$  = max. 180 V

$W_a$  = max. 1,7 W

$V_{g2o}$  = max. 300 V

$V_{g2}$  = max. 140 V

$W_{g2}$  = max. 0,5 W

$I_k$  = max. 18 mA

$V_{kf}$  = max. 90 V

**PHILIPS**



*Electronic  
Tube*

**HANDBOOK**

<b>page</b>	<b>EF95 sheet</b>	<b>date</b>
1	1	1952.12.12
2	2	1952.12.12
3	FP	1999.06.29