

Osram Valves

Made in England.



Maximum Dimensions :
Overall length (including pins)
140 m/m.
Diameter of bulb 57 m/m.

TYPE U12 TYPE U14

RECTIFYING VALVES

With Directly Heated Filament

(Full Wave).

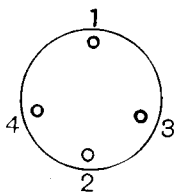
The OSRAM U12 and U14 are rectifying Valves incorporating a dual electrode system in one bulb. Rectification of both half-cycles of the A.C. wave is obtained when the valve is fed from the A.C. Mains through a suitable transformer.

The valves are designed for a long life with ample and constant emission when operated at their rated voltage.

CHARACTERISTICS.

	U12		U14	
Filament Volts	4.0		4.0	
Filament Current	2.5 amps. approx.		2.5 amps. approx.	
	Max.		Max.	
Anode Volts R.M.S. (each anode)	350		500	
Rectified Current D.C.	120 m.a.	60 m.a.	120 m.a.	60 m.a.
(Smoothed with 4 mfd condenser)				
D.C. Output Volts	325	380	540	620
(For max-rated A.C. Volts input)				

For prices see
pages 126-129.



View looking on
underside of base

BASE, 4-PIN.

- 1: Anode
- 2: Anode
- 3: Filament
- 4: Filament

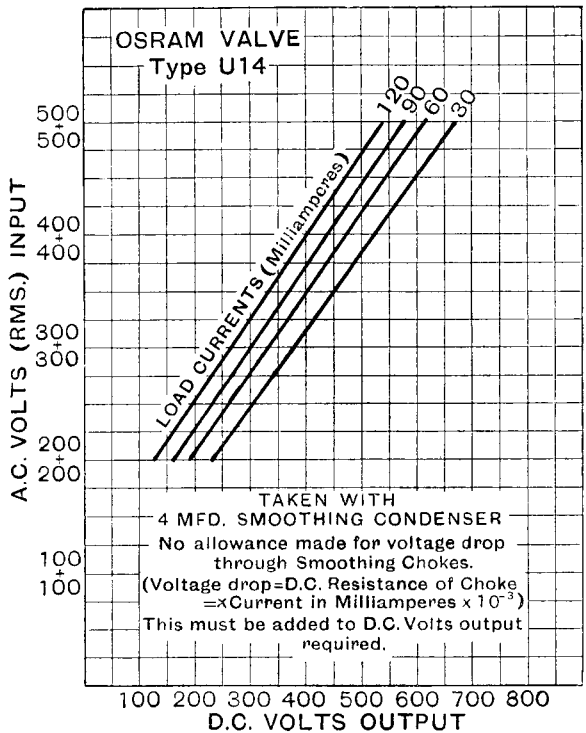
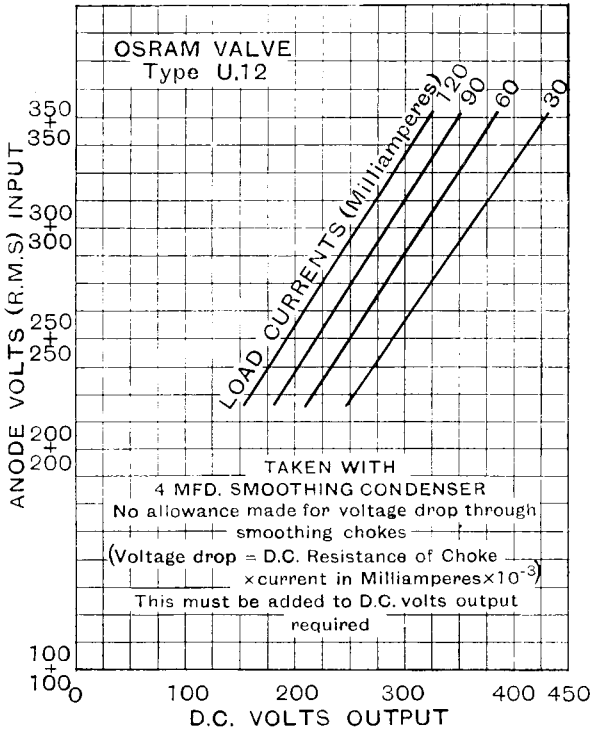
OPERATING CONDITIONS.

Variations in output voltage should never be made by dimming the filament, but may be made :

- (1) By tappings in the transformer secondary.
- (2) By the use of a resistance in series with the output.
- (3) By the use of a potentiometer, in which case the total current taken by the potentiometer and load should not exceed 120 m.a.

The D.C. output current should in no case exceed the maximum of 120 m.a. under smoothed conditions using a 4 mfd. input filter.

TYPE U12 TYPE U14



CHARACTERISTIC CURVES
OF AVERAGE VALVES.