

TUNG-SOL

RF AMPLIFIER PENTODE

MINIATURE TYPE

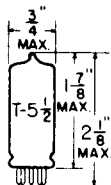
COATED FILAMENT

FILAMENT

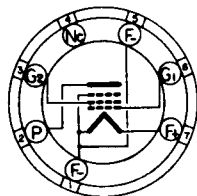
1.4 VOLTS 0.05 AMPERE

DC

ANY MOUNTING POSITION



GLASS BULB



BOTTOM VIEW
MINIATURE BUTTON
7 PIN BASE

THE 1L4 IS A RF PENTODE OF THE MINIATURE TYPE WITH A SHARP CUT-OFF CHARACTERISTIC. IT IS RECOMMENDED FOR USE WHEREVER A SHARP CUT-OFF PENTODE IS REQUIRED IN COMPACT, LIGHT-WEIGHT, PORTABLE RECEIVERS. THE TUBE IS, THEREFORE, OF INTEREST IN FM RECEIVERS AND IN OTHER CIRCUITS NOT REQUIRING AVC. THE 1L4 FEATURES INTERNAL SHIELDING WHICH ELIMINATES THE NEED FOR AN EXTERNAL BULB SHIELD, BUT A SOCKET WITH SHIELDING IS ESSENTIAL IF MINIMUM GRID-PLATE CAPACITANCE IS TO BE OBTAINED.

DIRECT INTERELECTRODE CAPACITANCES
WITH NO EXTERNAL SHIELD

GRID TO PLATE: (G ₁ TO P) MAX.	0.008	μμf
INPUT: G ₁ TO (F + G ₂ + G ₃ + I.S.)	3.6	μμf
OUTPUT: P TO (F + G ₂ + G ₃ + I.S.)	7.5	μμf

RATINGS

INTERPRETED ACCORDING TO RMA STANDARD MB-210

FILAMENT VOLTAGE	1.4	VOLTS
MAXIMUM PLATE VOLTAGE	110	VOLTS
MAXIMUM GRID #2 VOLTAGE	90	VOLTS
MAXIMUM GRID #2 SUPPLY VOLTAGE	110	VOLTS
MINIMUM GRID #1 VOLTAGE	0	VOLTS
MAXIMUM TOTAL CATHODE CURRENT	6.5	MA.

TYPICAL OPERATING CONDITIONS AND CHARACTERISTICS

CLASS A₁ AMPLIFIER

FILAMENT VOLTAGE	1.4	1.4	VOLTS
FILAMENT CURRENT	0.05	0.05	AMP.
PLATE VOLTAGE	90	90	VOLTS
GRID #2 VOLTAGE	67.5	90	VOLTS
GRID #1 VOLTAGE	0	0	VOLTS
PLATE CURRENT	2.9	4.5	MA.
GRID #2 CURRENT	1.2	2.0	MA.
PLATE RESISTANCE (APPROX.)	0.6	0.35	MEGOHM
TRANSCONDUCTANCE	925	1 025	μMHOS
GRID #1 VOLTAGE FOR PLATE CURRENT = 10 μAMPS	-6	-8	VOLTS

SIMILAR TYPE REFERENCE: Characteristics somewhat similar to 1L75 and 1L50T.

→ INDICATES A CHANGE OR ADDITION.

PRINTED IN U.S.A.

PLATE
1825
JUNE 2,
1947


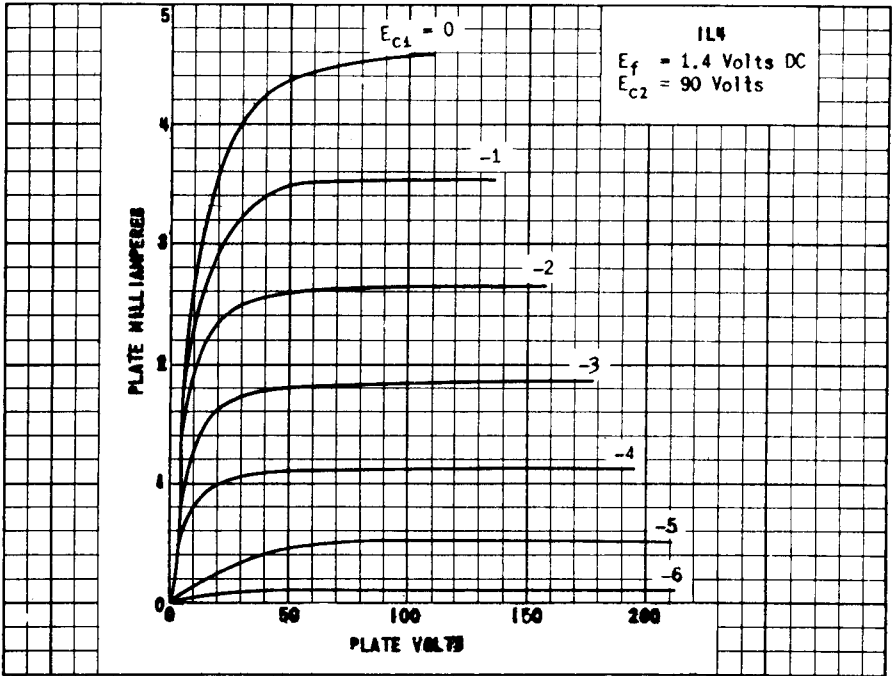


PLATE
1826
JUNE 2,
1947