

MECHANICAL DATA

Bulb	T-6½
Base	E9-1, Small Button 9-Pin
Basing	9A
Cathode	Coated Unipotential
Mounting Position	Any

ELECTRICAL DATA

HEATER CHARACTERISTICS

Heater Voltage	Series/Parallel	12.6/6.3	Volts
Heater Current	Series/Parallel	175/350	Ma

DIRECT INTERELECTRODE CAPACITANCES (Unshielded)

	Section 1 ¹	Section 2
Grid to Plate	1.5	1.5 μmf
Input	1.6	1.6 μmf
Output	0.5	0.35 μmf

RATINGS (Absolute Maximum Values) Each Section

Plate Voltage	330	Volts
Plate Dissipation	3.0	Watts
Heater-Cathode Voltage	100	Volts
Cathode Current	22	Ma
Bulb Temperature	180	° C
Electrode Insulation (min.)		
Grid to All Other Elements ²	500	Megohms
Plate to All Other Elements ³	500	Megohms

TYPICAL OPERATION

Class A₁ Amplifier — Each Section

Plate Voltage	250	Volts
Grid Voltage	-8.5	Volts
Plate Current	10.5	Ma
Transconductance	2200	μmhos
Amplification Factor	17	
Grid Voltage for I _b = 10 μa	-24	Volts

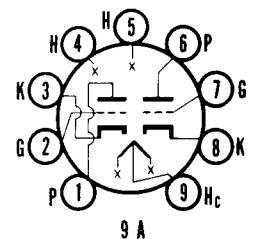
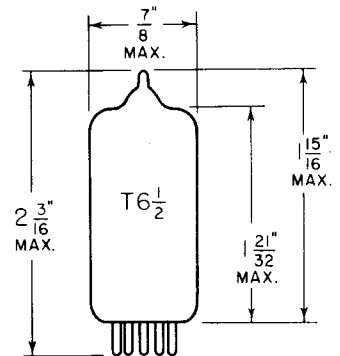
NOTES:

1. Section No. 1 connects to pins 6, 7 and 8.
2. E_f = 12.6 volts; E_g to all other elements = 0 volts DC.
3. E_f = 12.6 volts; E_p to all other elements = -300 volts DC.

QUICK REFERENCE DATA

The Sylvania Type 5814A is a T-6½, medium m μ , double triode having separate cathode connections. Electrically, the 5814A is similar to the Type 12AU7, and, identical to, except for electrode insulation requirements, the Type 5814.

The Sylvania Type 5814A is manufactured and inspected to meet the applicable MIL-E1 specification for reliable operation.



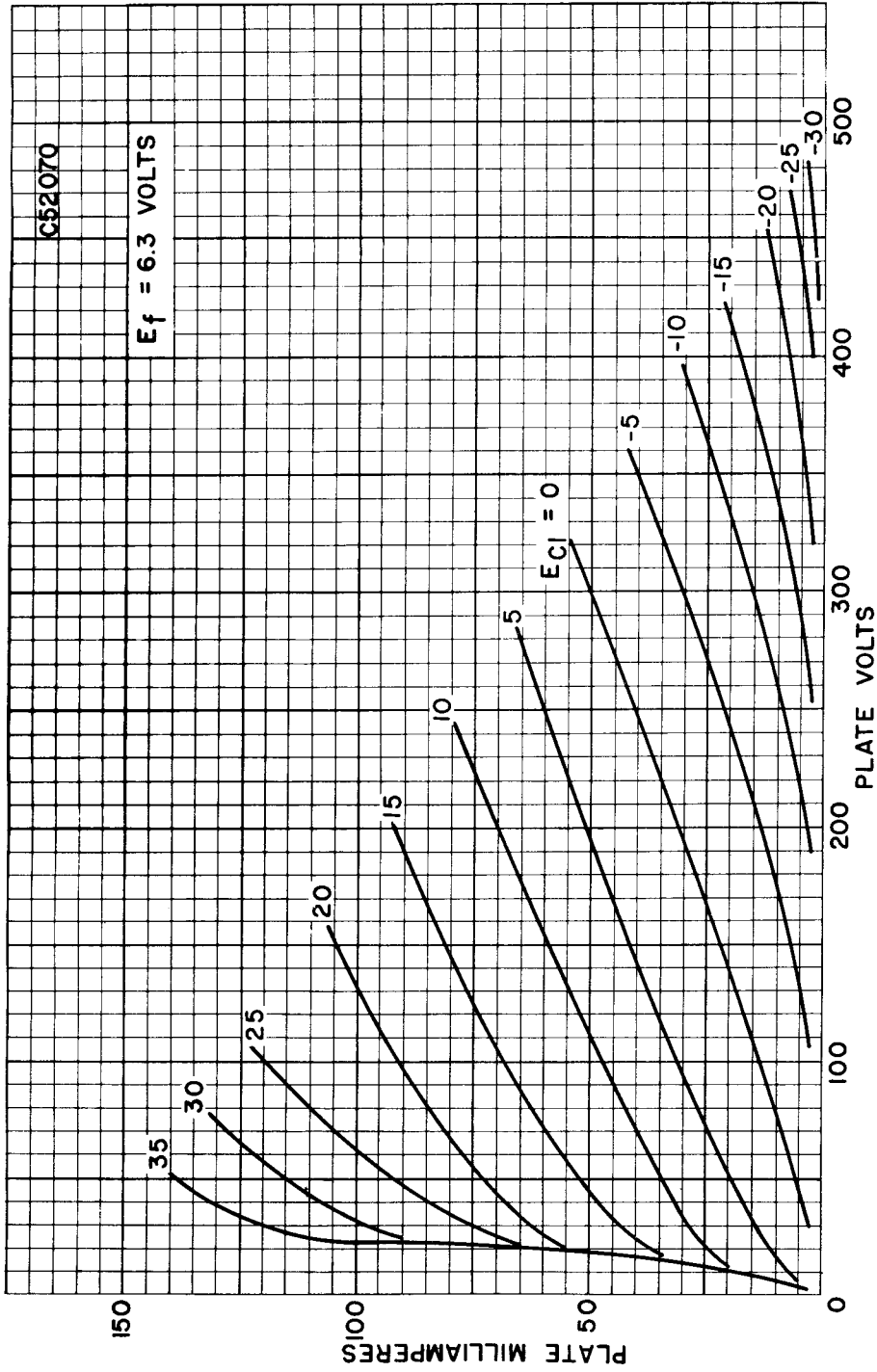
**SYLVANIA ELECTRIC
PRODUCTS INC.**

RADIO TUBE DIVISION

*Prepared and Released By The
TECHNICAL PUBLICATIONS SECTION
EMPORIUM, PENNSYLVANIA*

JANUARY 1954

AVERAGE PLATE CHARACTERISTICS



AVERAGE TRANSFER CHARACTERISTICS

