



P.220 and P.220A

BATTERY OUTPUT TRIODES

RATING.

	P.220	P.220A
Filament Voltage	2.0	2.0
Filament Current (amps.)	0.2	0.2
Maximum Anode Voltage	150	150
Maximum Anode Current (mA)	10	17
*Mutual Conductance (mA/V)	3.4	3.5
*Amplification Factor	12.5	6.5
*Anode A.C. Resistance (ohms)	3,700	1,850

*At $E_a=100$; $E_g=0$.

DIMENSIONS.

Maximum Overall Length	107	105 mm.
Maximum Diameter	39	45 mm.

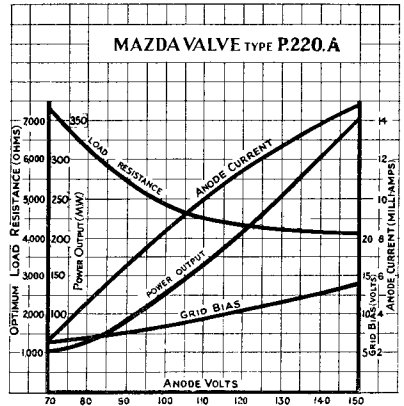
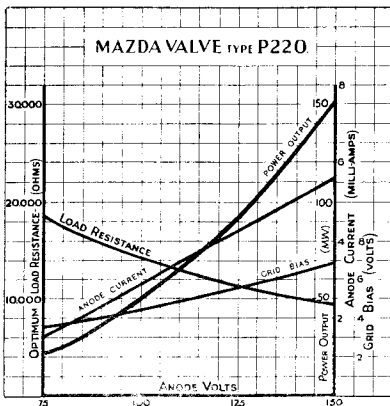
GENERAL.

The valves are output triodes for use in battery operated receivers. The P.220 is recommended for sets where the consumption is limited to 5-7 milliamps. The valves are fitted with a standard 4-pin base, the connections to which are given overleaf.

APPLICATION.

The P.220 operates at a lower anode current and has a higher sensitivity than the P.220A, but the latter is capable of supplying a larger power output. When the valves are employed in a resistance-capacity coupled amplifier, the grid circuit resistance should not exceed 2 megohms and 1 megohm respectively. The P.220 may be used as a driver valve in conjunction with the PD.220, when it (P.220) should be biased to give an anode current of approximately 3 milliamps.

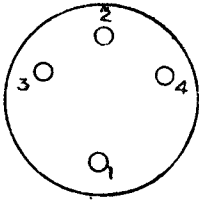
The optimum operating conditions and average anode current, when the valves are used as power amplifiers can be obtained from the curves.



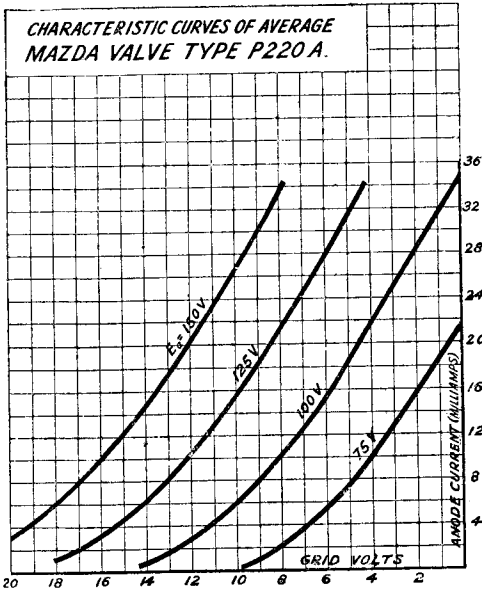
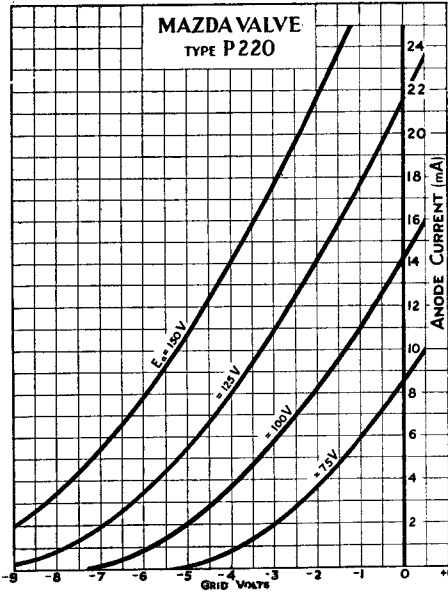
MAZDA

BASING (Both Types)

- Pin No. 1. Anode.
 2. Grid.
 3. Filament.
 4. Filament.



Viewed from the free end of the base.



Mazda Radio Valves are manufactured in Great Britain for the British Thomson-Houston Co. Ltd., London and Rugby.