

Röhrentype: Penthode für Kraftverstärkerendstufen
(Gegentaktendstufen).

Type de tube: Penthode pour étages de sortie d'amplificateurs de puissance (étages push-pull).

Type of tube: Pentode for output stages of power amplifiers (push-pull stages).

Heizung indir., Wechselstrom, Parallelspeisung

Chauffage indir., courant alternatif, alimentation en parallèle

Heating indir., A.C., parallel heater supply

Vf 6,3 V
If 1,35 A

Kapazität
Capacite
Capacity

Cag1 <0,8 µµF

Kenndaten

Caracteristiques typiques

Typical characteristics

Va	400	800 V
Vg2	425	400 V
Vg3	0	0 V
Vg1	-33	-37 V
Ia	45	22,5 mA
Ig2	5,5	2,5 mA
S	6	4 mA/V
Ri	30.000	50.000 Ω

Betriebsdaten zur Verwendung als N.F.-Gegentaktendverstärker (2 Röhren)

Caracteristiques de service, utilisation comme amplificateur B.F. de sortie push-pull (2 tubes)

Operating conditions for use as L.F. push-pull output amplifier (2 tubes)

Va	400	400	V
Vg2	425	425	V
Vg3	0	0	V
Rk 1)	315	-	Ω
Vg1 2)	-	-35	V
Ra 3)	9.000	5.000	Ω
Vieff 4)	0	25	0
Ia	2x45	2x52,5	2x25
Ig2	2x5,5	2x19	2x2,5
Wo	0	30	0
dtot	0	10	0

Va		800	V
Vg2		400	V
Vg3		0	V
Vg1 2)		-37,5	V
Ra 3)		16.000	Ω
Vieff 4)		0	23
Ia		2x15	2x70
Ig2		2x1,25	2x20

Wo 0 84 W
 dtot 0 6,6 %

- 1) Gemeinsamer K. hodenwiderstand bei aut. Vorspannung
 Resist.cathodique commune, pour polarisation autom.
 Common cathode resistor at self-bias
- 2) Feste Gittervorspannung
 Polarisation de grille fixe
 Fixed grid bias
- 3) Zwischen den beiden Anoden
 D'une anode à l'autre
 Anode to anode
- 4) Pro Gitter; par grille; per grid.

Grenzwerte für den Betrieb
 Limites fixes pour l'utilisation
 Limit ratings for operation

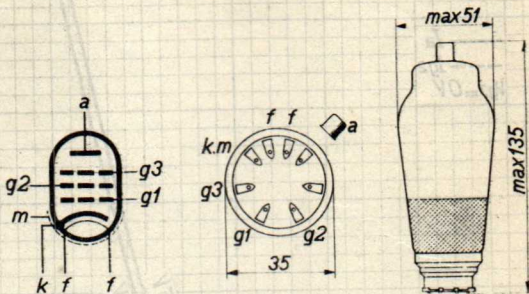
Vao	max.	1600 V
Va	max.	800 V
Wa	max.	18 W
Wat 5)	max.	22 W
Vg2o	max.	1000 V
Vg2	max.	425 V
Wg2 (Vi = 0 V)	max.	3 W
Wg2 (Wo = max)	max.	10 W
Ik	max.	120 mA
Vg1 (Ig1 = +0,3 µA)	max.	-1,3 V
Rg1k 6)	max.	0,7 MΩ
Rg1k 7)	max.	0,5 MΩ
Rfk	max.	5000 Ω
Vfk	max.	100 V ⁸⁾

- 5) Prüfleistung; puissance d'essai; test dissipation
- 6) Für automatische Gittervorspannung
 Pour la polarisation de grille automatique
 For self-bias operation
- 7) Für feste Gittervorspannung
 Pour la polarisation de grille fixe
 For fixed grid-bias operation
- 8) Gleichspannung oder Effektivwert der Wechselspannung
 Tension continue ou valeur efficace de la tension
 alternative
 D.C. voltage or R.M.S. value of the A.C.voltage.

Elektrodenanordnung, Sockelanschlüsse und max. Abmessungen in mm.

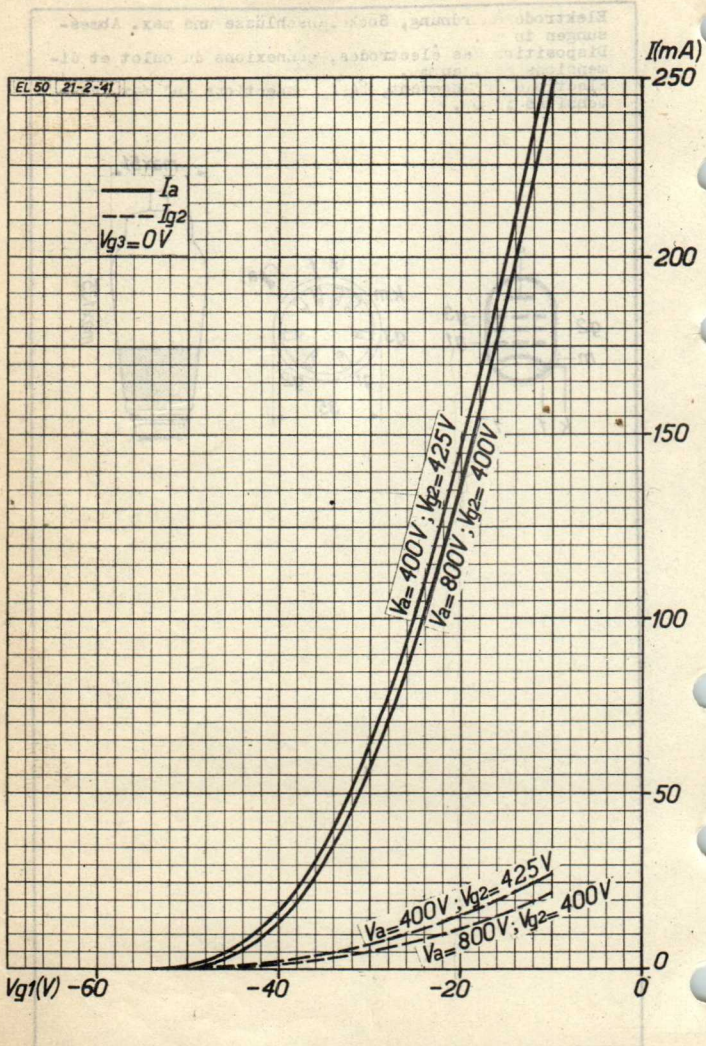
Disposition des électrodes, connexions du culot et dimensions max. en mm.

Electrode arrangement, base connections and max. dimensions in mm.



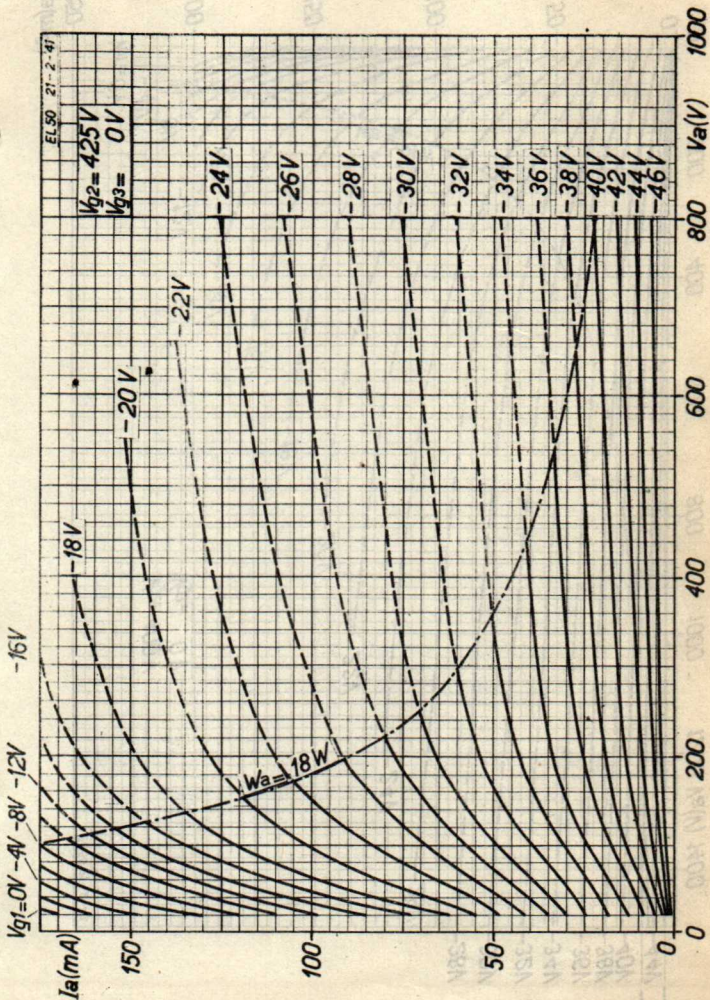
EL 50

PHILIPS „MINIWATT“



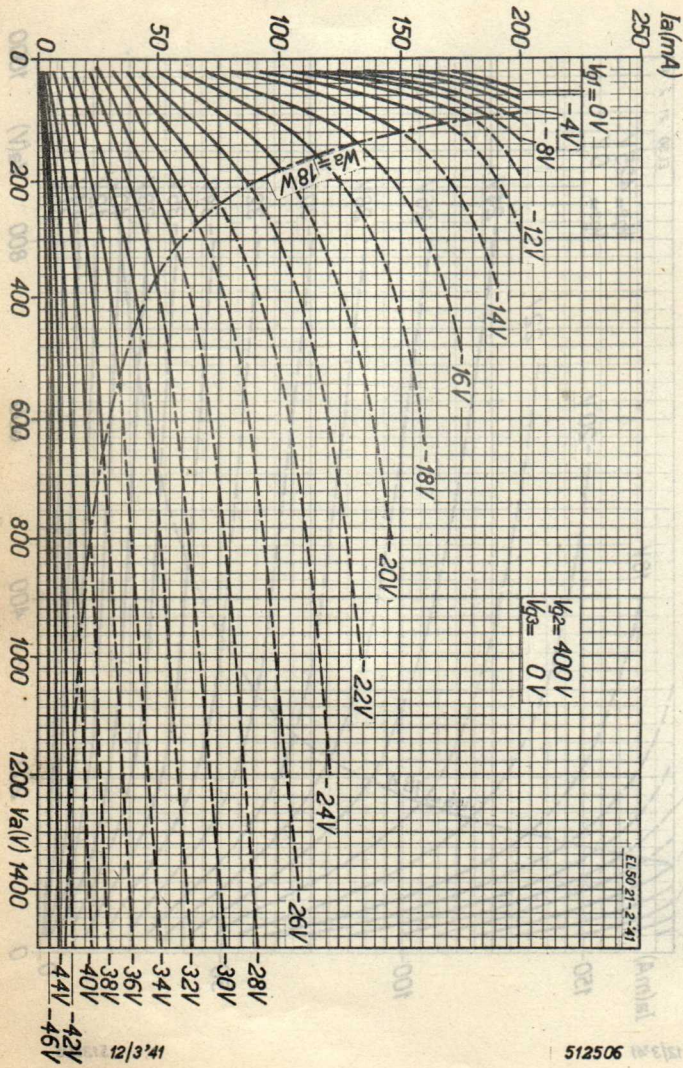
PHILIPS „MINIWATT“

EL 50



EL 50

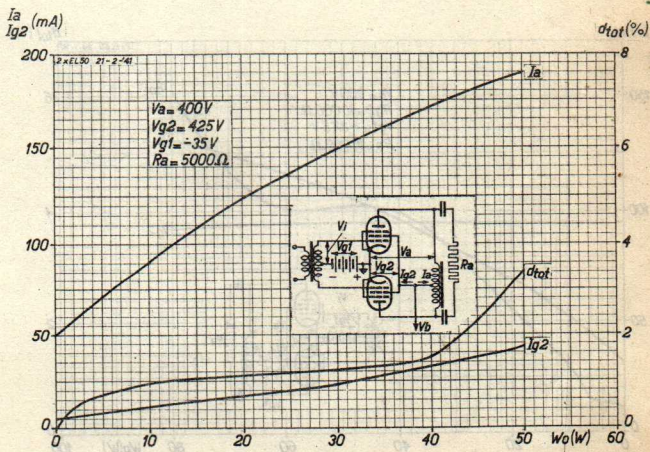
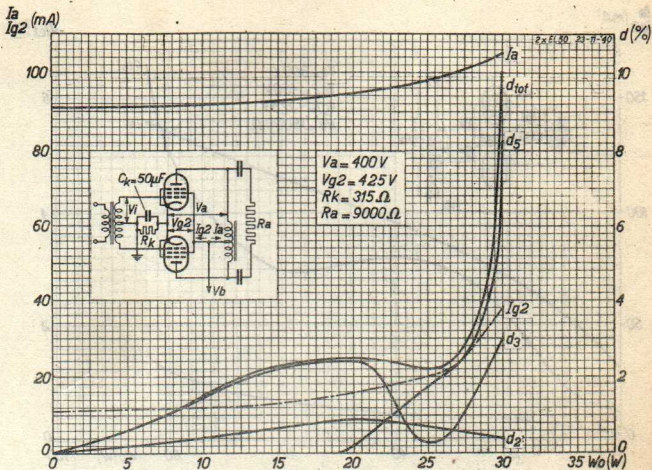
PHILIPS „MINIWATT“



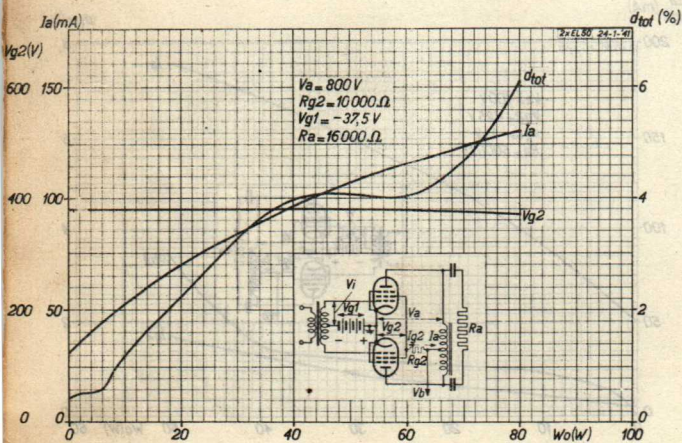
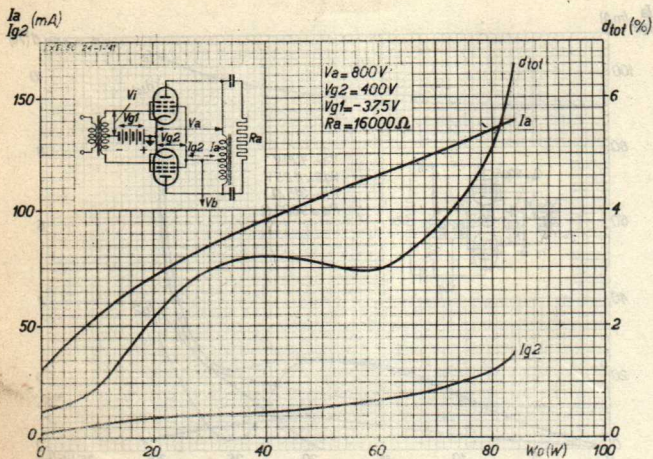
12/3'41

512506

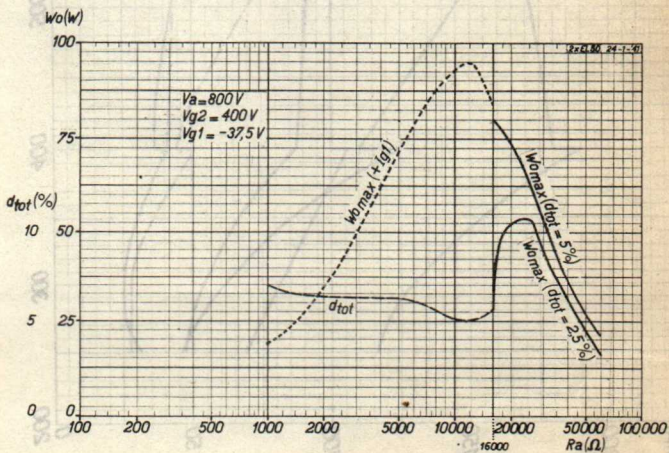
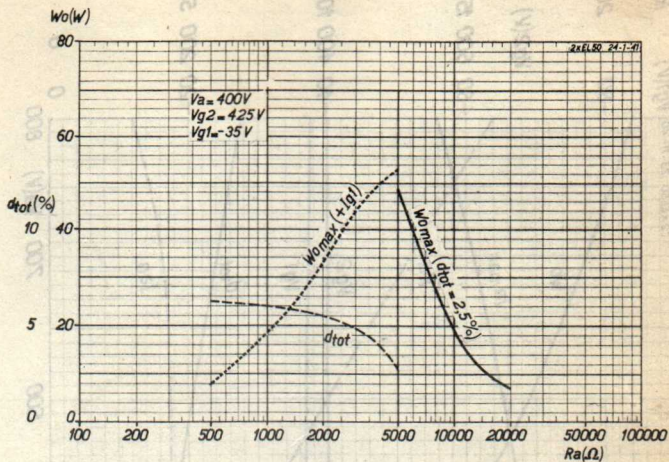
PHILIPS „MINIWATT” EL 50



EL 50 PHILIPS „MINIWATT“

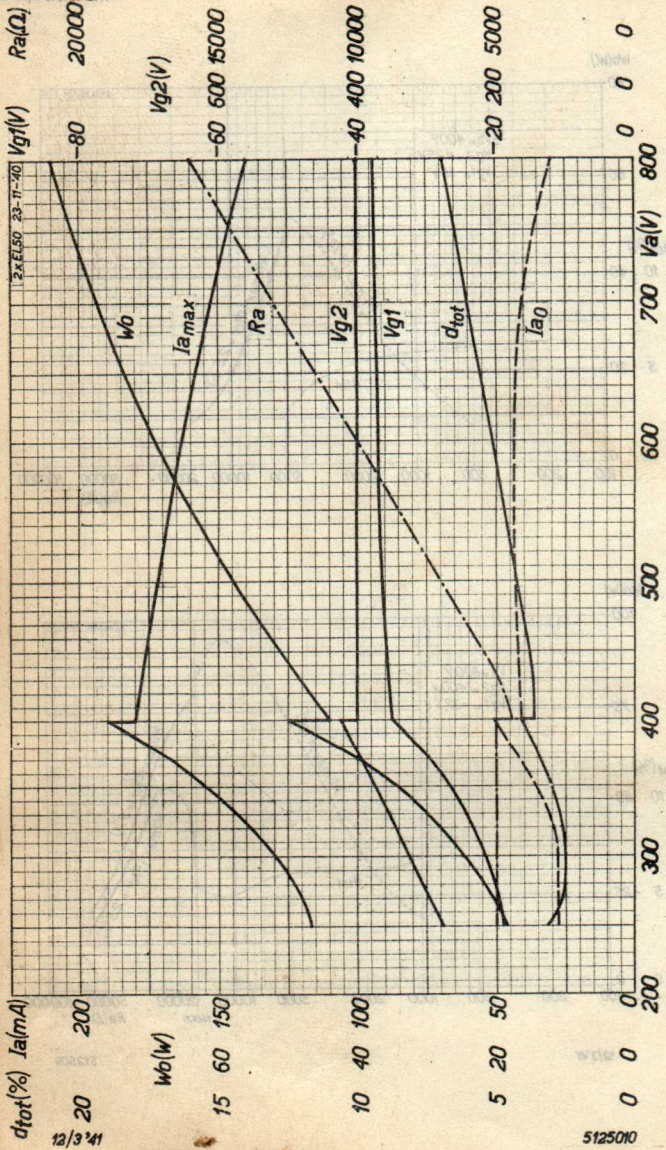


PHILIPS „MINIWATT” EL 50



EL 50

PHILIPS „MINIWATT“



dtot(%) Ia(mA)
12/3'41